



- ▶ Traditional functional streetlight
- ▶ Extreme conditions up to  $-40^{\circ}\text{C}$
- ▶ Customisable lenses
- ▶ High IP65 with tempered glass
- ▶ Efficiency more than 110 lm/W

### Benefits

- Delivers reliable performance and significant energy savings
- Provides a choice of high system efficacy levels to meet different energy saving targets
- Simple, economical, sustainable and reliable LED luminaire with low maintenance costs
- Ensures visual comfort for all users
- OPTIONS - DALI, CRI 80 (typical 70)
- Surge protection of 6 kV

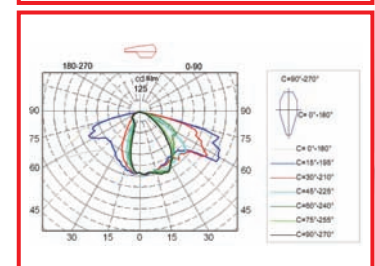
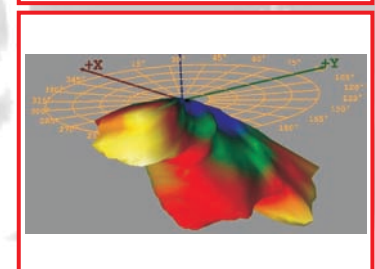
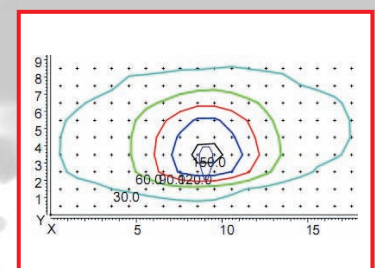
Energy-efficient outdoor lighting solutions are important in every municipality, for reasons of environmental protection, light aesthetics and safety at night. Furthermore, we need solutions we can truly rely on.

Our model Abbey road-lighting luminaire brings a new quality of light to residential areas, industrial estates, local roads and cycle paths. This is the perfect combination - superior optics, a weatherproof housing and easy maintenance.

This lightening fixture is suitable even for extreme conditions of up to  $-40^{\circ}\text{C}$ .

The color temperature can also be customised. Along with the high environment protection model Abbey comes with a build in thermal protection and highly effective power supply.

MODEL	Abbey S 15 W	Abbey S 22 W	Abbey S 30 W
Input power	15 W	22 W	30 W
Useful quantity of light	1 800 Lm	2 600 Lm	3 500 Lm
Tilting	+/- 7.5 degrees		
Led used / pcs	Osram		
Lenses	Wide and Narrow Street		
Power supply / Pfc	198-264 V AC/ PFC>90		
Internal protection	Class 1; thermal		
Working temperature	$-40^{\circ}$ to $+40^{\circ}\text{C}$		
Environment protection	IP 65 Aluminium body with tempered glass		
Dimensions mm	650x365x125		
Weight kg	5.1 kg		
LED Lm70	100.000 h		





- ▶ Traditional functional streetlight
- ▶ Extreme conditions up to  $-40^{\circ}\text{C}$
- ▶ Customisable lenses
- ▶ High IP65 with tempered glass
- ▶ Efficiency more than 110 lm/W

### Benefits

- Delivers reliable performance and significant energy savings
- Provides a choice of high system efficacy levels to meet different energy saving targets
- Simple, economical, sustainable and reliable LED luminaire with low maintenance costs
- Ensures visual comfort for all users
- OPTIONS - DALI, CRI 80 (typical 70)
- Surge protection of 6 kV

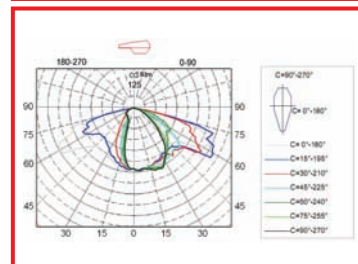
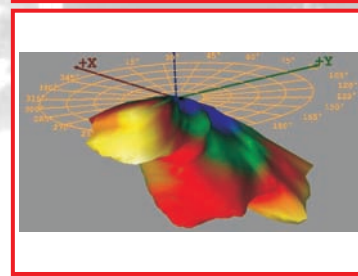
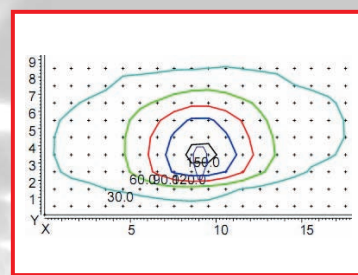
Energy-efficient outdoor lighting solutions are important in every municipality, for reasons of environmental protection, light aesthetics and safety at night. Furthermore, we need solutions we can truly rely on.

Our model Abbey road-lighting luminaire brings a new quality of light to residential areas, industrial estates, local roads and cycle paths. This is the perfect combination - superior optics, a weatherproof housing and easy maintenance.

This lightening fixture is suitable even for extreme conditions of up to  $-40^{\circ}\text{C}$ .

The color temperature can also be customised. Along with the high environment protection model Abbey comes with a build in thermal protection and highly effective power supply.

MODEL	Abbey M 32 W	Abbey M 45 W	Abbey M 55 W
Input power	32 W	45 W	55 W
Useful quantity of light	3 800 Lm	5 400 Lm	6 500 Lm
Tilting	+/- 7.5 degrees		
Led used / pcs	Osram		
Lenses	Wide and Narrow Street		
Power supply / Pfc	198-264 V AC/ PFC>90		
Internal protection	Class 1; thermal		
Working temperature	$-40^{\circ}$ to $+40^{\circ}\text{C}$		
Environment protection	IP 65 Aluminium body with tempered glass		
Dimensions mm	650x365x125		
Weight kg	5.1 kg		
LED Lm70	100.000 h		





- ▶ Traditional functional streetlight
- ▶ Extreme conditions up to  $-40^{\circ}\text{C}$
- ▶ Customisable lenses
- ▶ High IP65 with tempered glass
- ▶ Efficiency more than 110 lm/W

### Benefits

- Delivers reliable performance and significant energy savings
- Provides a choice of high system efficacy levels to meet different energy saving targets
- Simple, economical, sustainable and reliable LED luminaire with low maintenance costs
- Ensures visual comfort for all users
- OPTIONS - DALI, CRI 80 (typical 70)
- Surge protection of 6 kV

Energy-efficient outdoor lighting solutions are important in every municipality, for reasons of environmental protection, light aesthetics and safety at night. Furthermore, we need solutions we can truly rely on.

Our model Abbey road-lighting luminaire brings a new quality of light to residential areas, industrial estates, local roads and cycle paths. This is the perfect combination - superior optics, a weatherproof housing and easy maintenance.

This lightening fixture is suitable even for extreme conditions of up to  $-40^{\circ}\text{C}$ .

The color temperature can also be customised. Along with the high environment protection model Abbey comes with a build in thermal protection and highly effective power supply.

MODEL	Abbey L 60 W	Abbey L 80 W	Abbey L 100 W
Input power	60 W	80 W	100 W
Useful quantity of light	7 000 Lm	9 400 Lm	11 500 Lm
Tilting	+/- 7.5 degrees		
Led used / pcs	Osram		
Lenses	Wide and Narrow Street		
Power supply / Pfc	198-264 V AC/ PFC>90		
Internal protection	Class 1; thermal		
Working temperature	$-40^{\circ}$ to $+40^{\circ}\text{C}$		
Environment protection	IP 65 Aluminium body with tempered glass		
Dimensions mm	750x355x165		
Weight kg	6.8 kg		
LED Lm70	100.000 h		

